



# Introduction to the SEEA: A policy perspective

Leila Rohd-Thomsen  
United Nations Statistics Division

Training for the worldwide implementation of the System of Environmental Economic Accounting 2012 -  
Central Framework for Latin America and the Caribbean  
7-10 July 2015, Santiago, Chile



## Contents

1. Information needs for sustainable development
2. The SEEA
  1. Responding to information needs
  2. Uses of the SEEA
3. International policy initiatives and the SEEA
4. Global implementation



# 1. Information needs for sustainable development



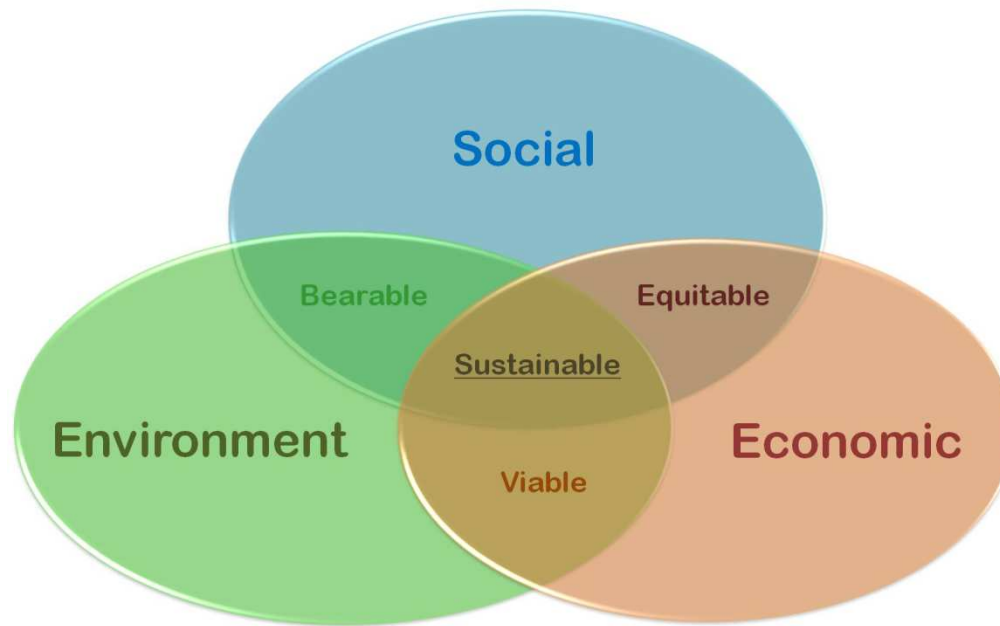
## Sustainable Development Initiatives

- Agenda 21
- Rio+20 outcome document
- High-Level Panel Report on the Post-2015 Development Agenda
- SDGs monitoring
- European legislation
- International initiatives
  - *OECD's Green Growth Strategy, WAVES, VANTAGE, UNEP-led Green Economy programme, CBD Aichi Targets, TEEB*





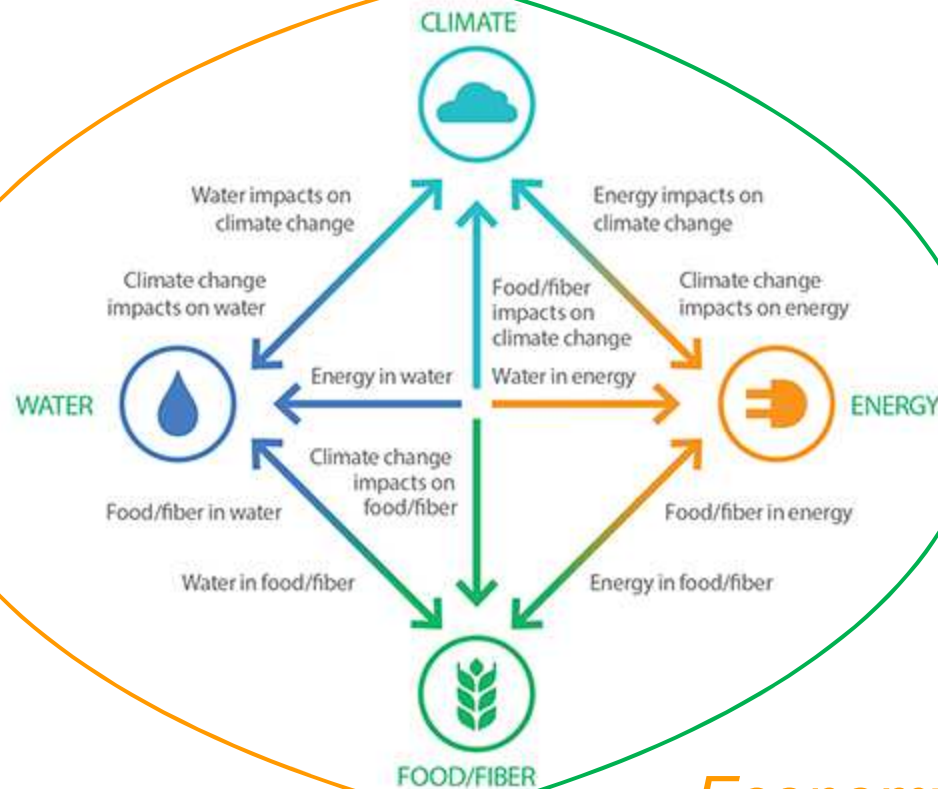
## Sustainable Development: Integration



- The economy impacts the environment and the environment impacts the economy
- Need to understand these inter-linkages and incorporate them into policy design



# Environment-Economy: Integration



- Environmental policy must consider a number of different natural systems which are interconnected
  - E.g. Water-Energy-Food-Climate Change nexus
- Policy should recognize synergies and trade-offs between these different systems



# Statistics for Sustainable Development

Sustainable Development Policy should:

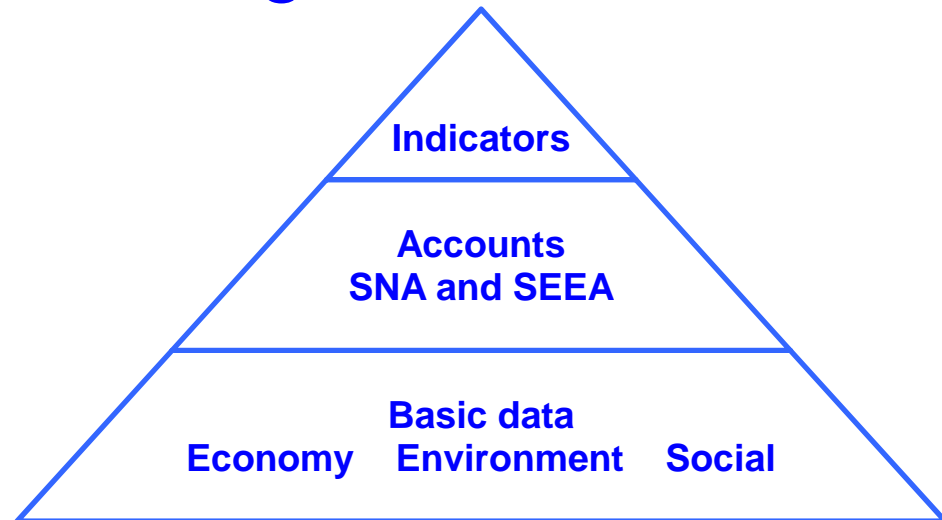
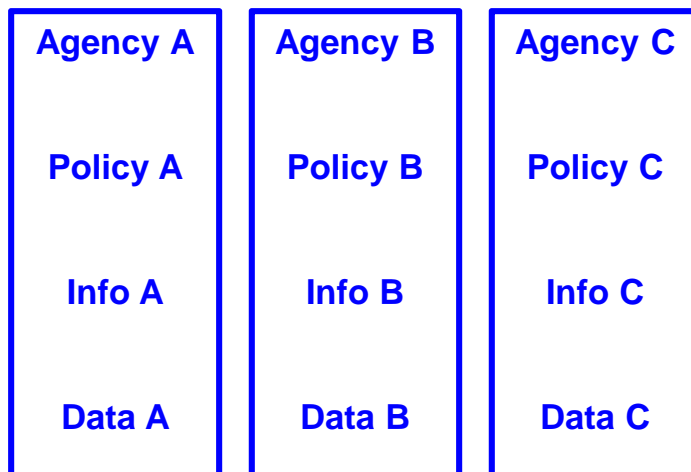
1. Take an **integrated approach**: Policy should be based on a better understanding of interactions and tradeoffs between the different realms of sustainability
2. Be **based on evidence**: Policy should, to the greatest extent possible, be informed by rigorously established evidence

To achieve this, an information system is needed to support policy analysis and decisions, which provides **integrated information** on;

- The multiple issues relevant to sustainable development
- The interconnections between these issues



## Silo Approach → Integrated Statistics



### Accounts to integrate statistics:

- Linking policy needs and statistics
- Understanding the institutional arrangements
- Integrated statistical production process/chain and services
- Consistency between basic data, accounts and tables and indicators

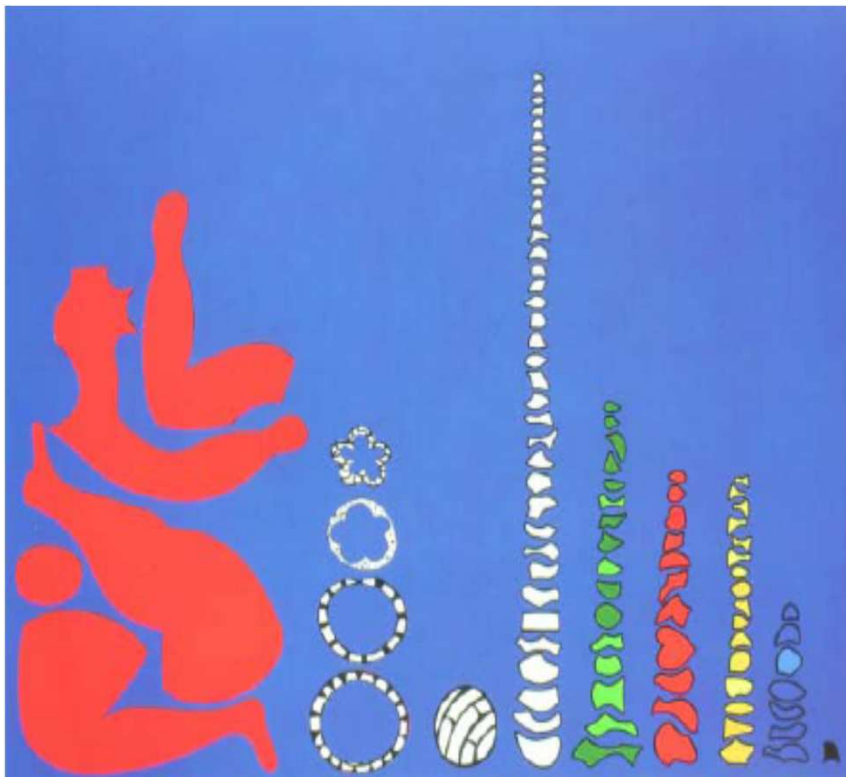




Silo Approach



Integrated Statistics





## 2. The SEEA: responding to information needs




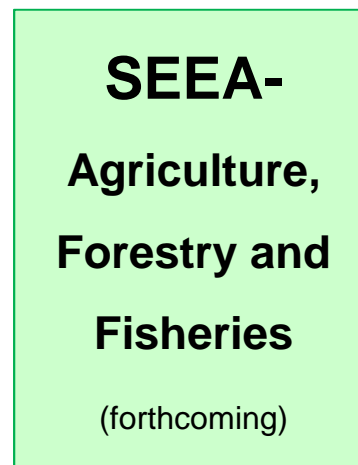
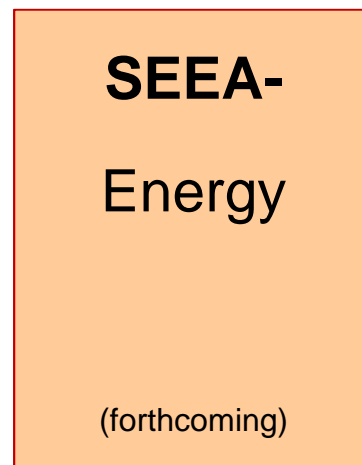




# The System of Environmental Economic Accounting (SEEA)

- An internationally agreed statistical framework to measure the environment and its interactions with economy
- The **SEEA Central Framework** was adopted as an international statistical standard by the UN Statistical Commission in 2012
- The **SEEA Experimental Ecosystem Accounts** complement the Central Framework and represent international efforts toward coherent ecosystem accounting





## The SNA and SEEA: Systems of integrated information





# One Environment: Two Perspectives

## SEEA

### Central Framework:

Individual Environmental Assets/ Resources

Timber  
Water  
Soil  
Fish



## SEEA Experimental Ecosystem Accounts:

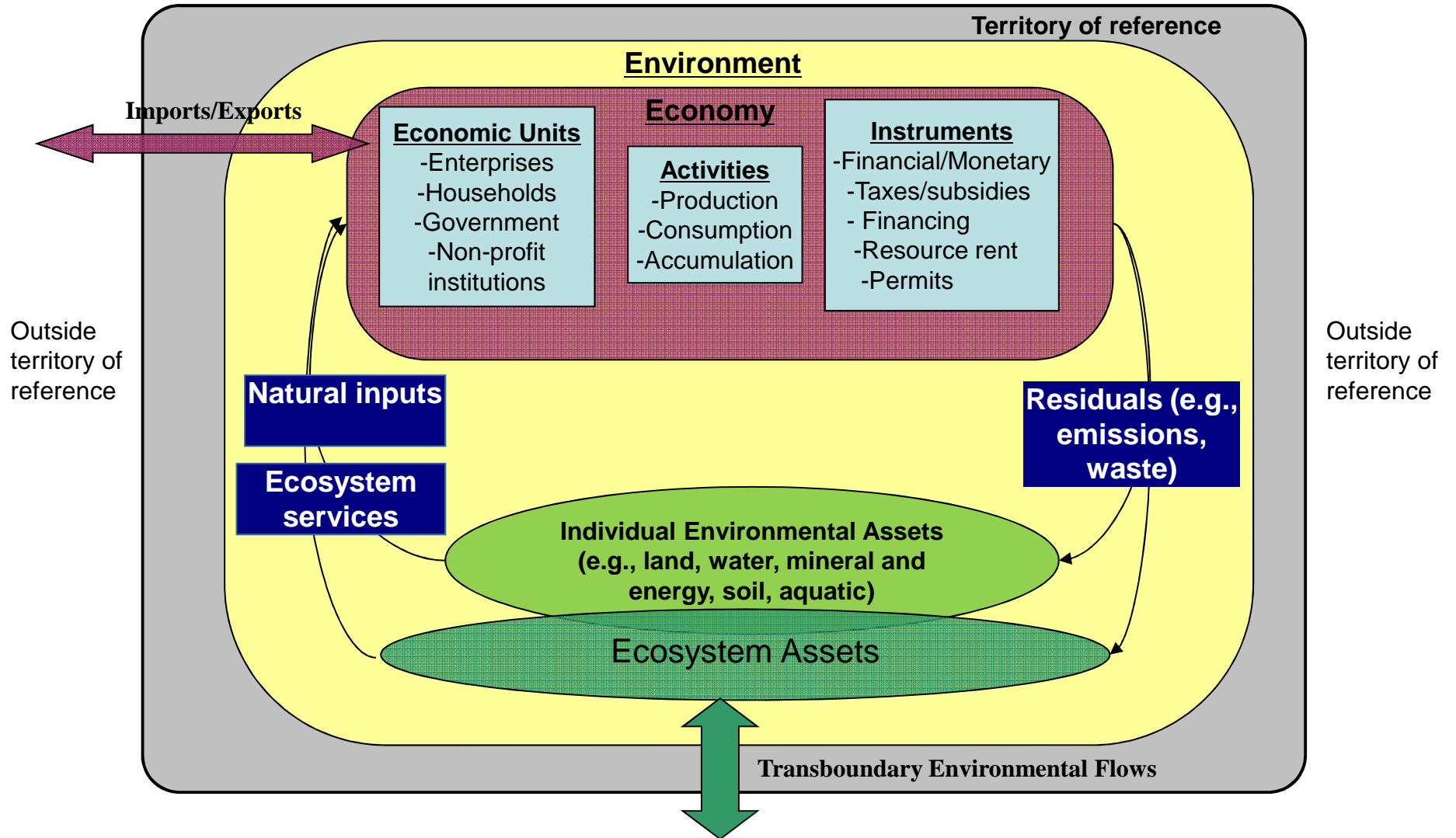
Ecosystem Assets (spatially based)

Forests  
Lakes  
Agricultural areas

**Ecosystem Assets are environmental assets viewed from a systems perspective**

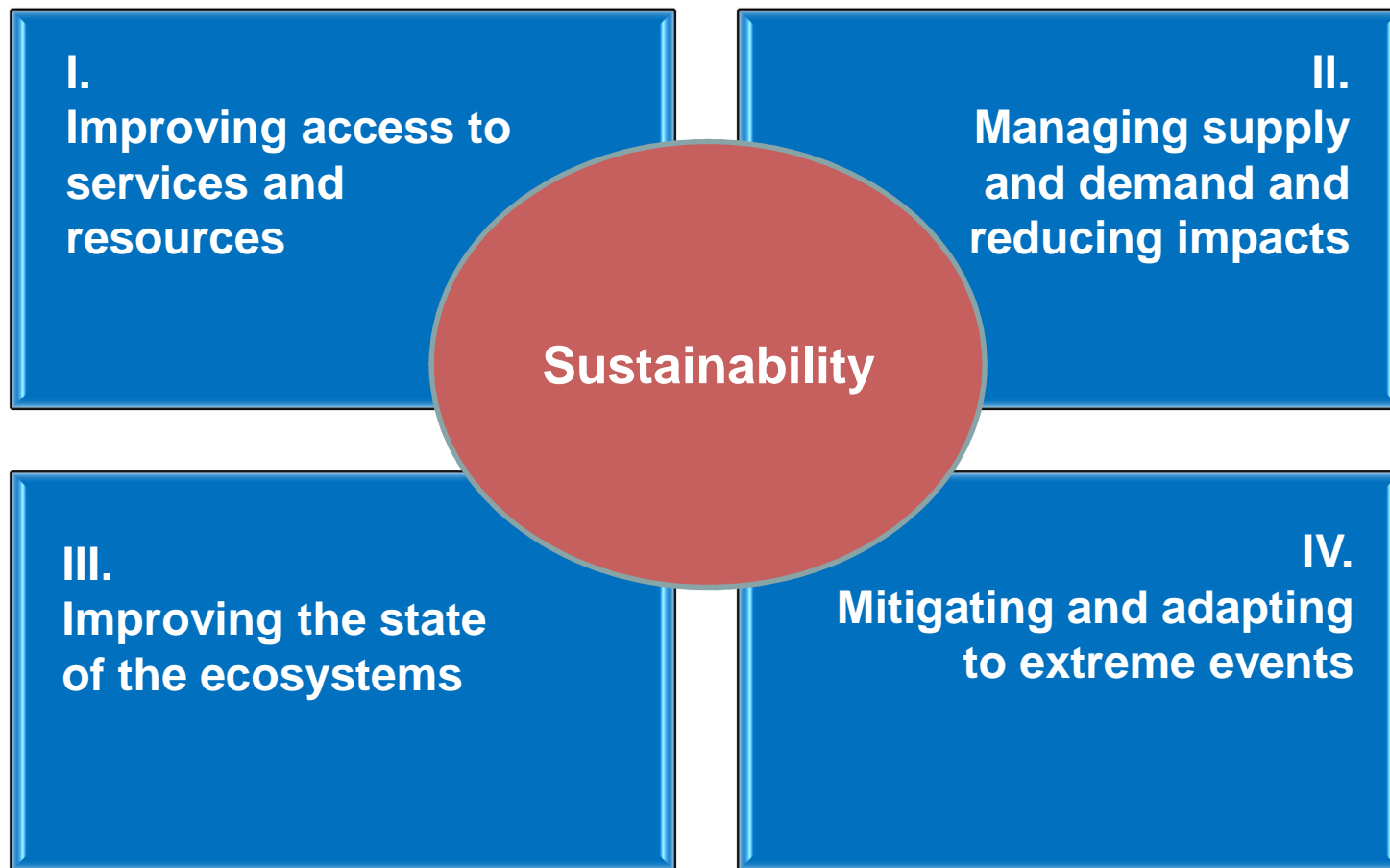


# SEEA Conceptual Framework





## Policy Quadrants and the SEEA







## Integration of environmental-economic information

- The SEEA provides a tool for the effective integration of environmental economic data
- This integration can take a number of forms:
  1. Presentation of different information using common format and classifications
  2. Presentation of descriptive statistics and indicators on pressure, state response
  3. Construction of analytical models for environmental-economic analysis





# Integrated environmental and socio-economic data for policy

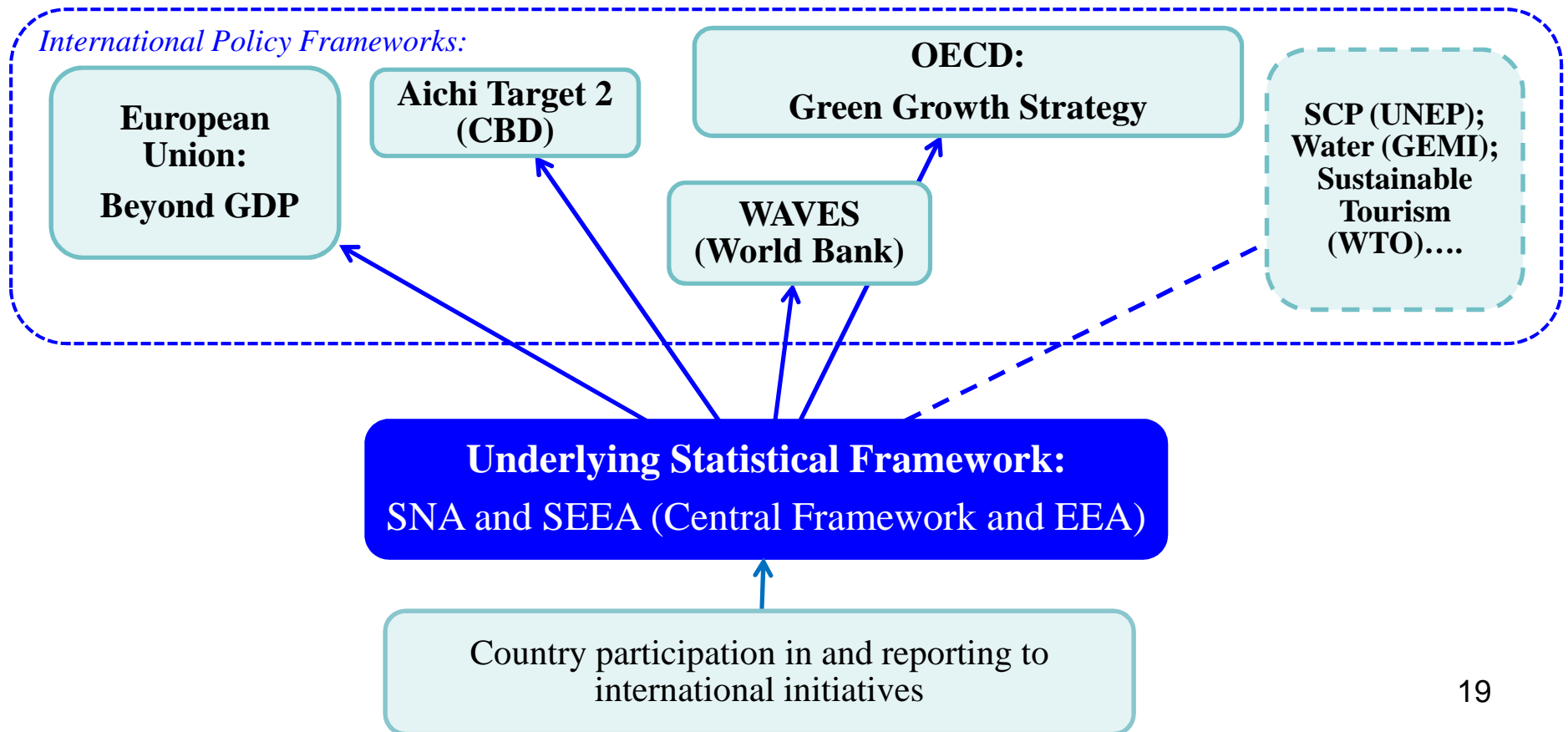
1. Enable analysis of the **impact** of economic policies on the environment and vice versa
2. Identify the socio-economic **drivers, pressures, impacts and responses** affecting the environment
3. Provide a **quantitative basis** for policy design, including;
  - Productivity analysis
  - Natural resource management
4. Support greater **precision** for environmental regulations and resource management strategies
5. Provides **indicators** that express the relationships between the environment and the economy



### 3. International policy initiatives and implementation of the SEEA



# SEEA has been adopted by many international policy initiatives;





# Sustainable Development Goals and SEEA

The SEEA is an important statistical framework for monitoring the **SDGs** in an integrated way:







# Indicators based on Standards

- Higher quality
- International comparability
- Comprehensive basis for (dis)aggregation

## Statistical Standards

- Aligned Definitions and Classifications
- Improved capacity to compare and/or combine statistics from different sectors
- Basis for coherent and comprehensive data sets

**Frameworks to coherently integrate information:**





## Implementation Tools

1. Implementation Strategy
2. Implementation Guide and Diagnostic Tool
3. Technical Notes and Core Tables
4. Compilation Guidelines
  - Water
  - More being developed...
5. SEEA Training
  - Current online and in-person phase
  - In-depth modules being further developed



Questions?