

4th Forum on Natural Capital Accounting for Better Policy

MESSAGES



Government of the Netherlands





Challenge

The science is loud and clear on the magnitude of challenge.

IPBES/IPCC report on land/UNEP report/IPCC 1.5 degrees

- 3.3 billion people affected by land degradation
 - Costs 10 percent of GDP
 - 85% of wetlands are lost
- Countries need clear direction and solid metrics
 - Understand the drivers of change.
 - Better inform policy decisions, investments, stakeholders, and which ecosystems to target
 - NCA and ILM can help in adding sound metrics, evidence-based policy making




Strengths of NCA and ILM

- NCA is standardized, regular and spatially explicit. Has a home (SEEA) and stakeholders are well-understood



ILM is flexible, decentralized, participatory, and can be adapted to inform a particular decision.



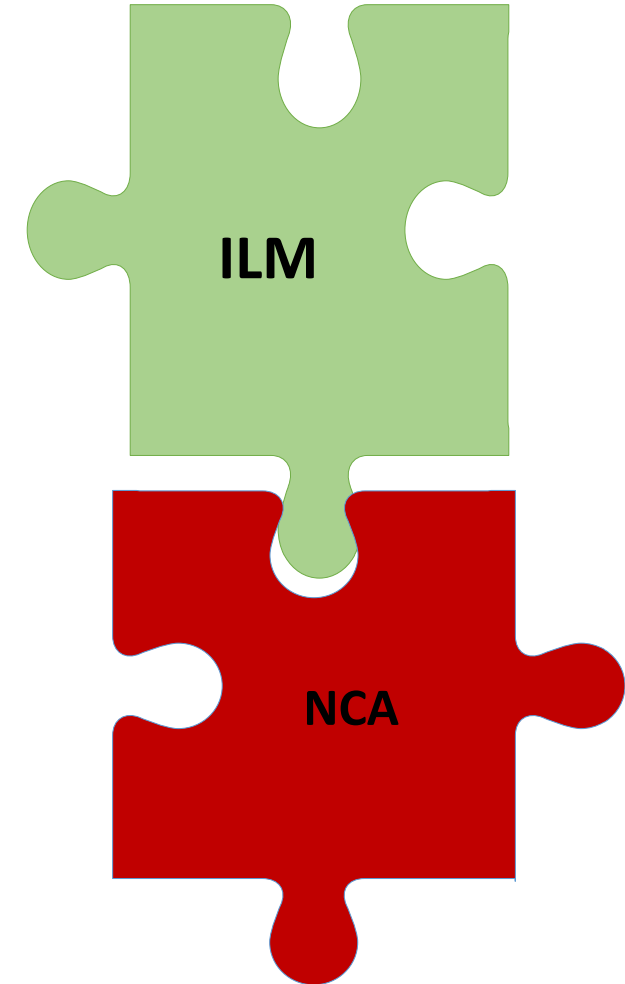
Where do they work best?

From the country perspective, it is important to understand the comparative advantage of each.

Both together can be good for:

- Identifying beneficiaries' – key metric for landscape projects. Need to identify who benefits and who loses
- Impact on policies
- They can introduce a common language and allow for a system' approach

NCA and ILM are tools that can be mutually beneficial. NCA as a tool that can inform ILM. It can also get feedback from ILM to refine it further. into NCA.



Opportunity to work together

- Super year for nature – CBD COP 15 in 2020
- UN Decade on ecosystem restoration
- Decade of SDGs
- 44 finance ministers action club on climate change
- IUCN world Conservation Congress
- UN Ocean Conference



Convention on
Biological Diversity

Other messages

- `Just do it' - Continuous improvement is better than delayed perfection.
- We can have a good, cheap, and fast NCA if we collaborate
- Global data and existing models provide a starting point
- NCA has the proof of concept and there is demand. The need is to scale it up.
- Models can be deployed for scenarios and trade-off analysis but need to incorporate local knowledge to ground truth the results.

To do list

- Build a common a vocabulary and common data needs to direct efforts.
- Use emerging opportunities.
- Better communication between the two groups – need a data platform
- Need better arguments for how these approaches can support poverty and equity