

Compilation of the EGSS in the Netherlands

Sjoerd Schenau

Overview

- Six year experience in the field of EGSS
- Work carried out in national accounts department, as part of environmental accounts
- Development in earlier years, statistic is since 2010 'in production' (annual publication of data).
- Work load: approximately 0,4 FTE every year.
- Work is still going on. Learning by doing aspect is very important. Every year methods are fine tuned and populations have been changed due to new insights.

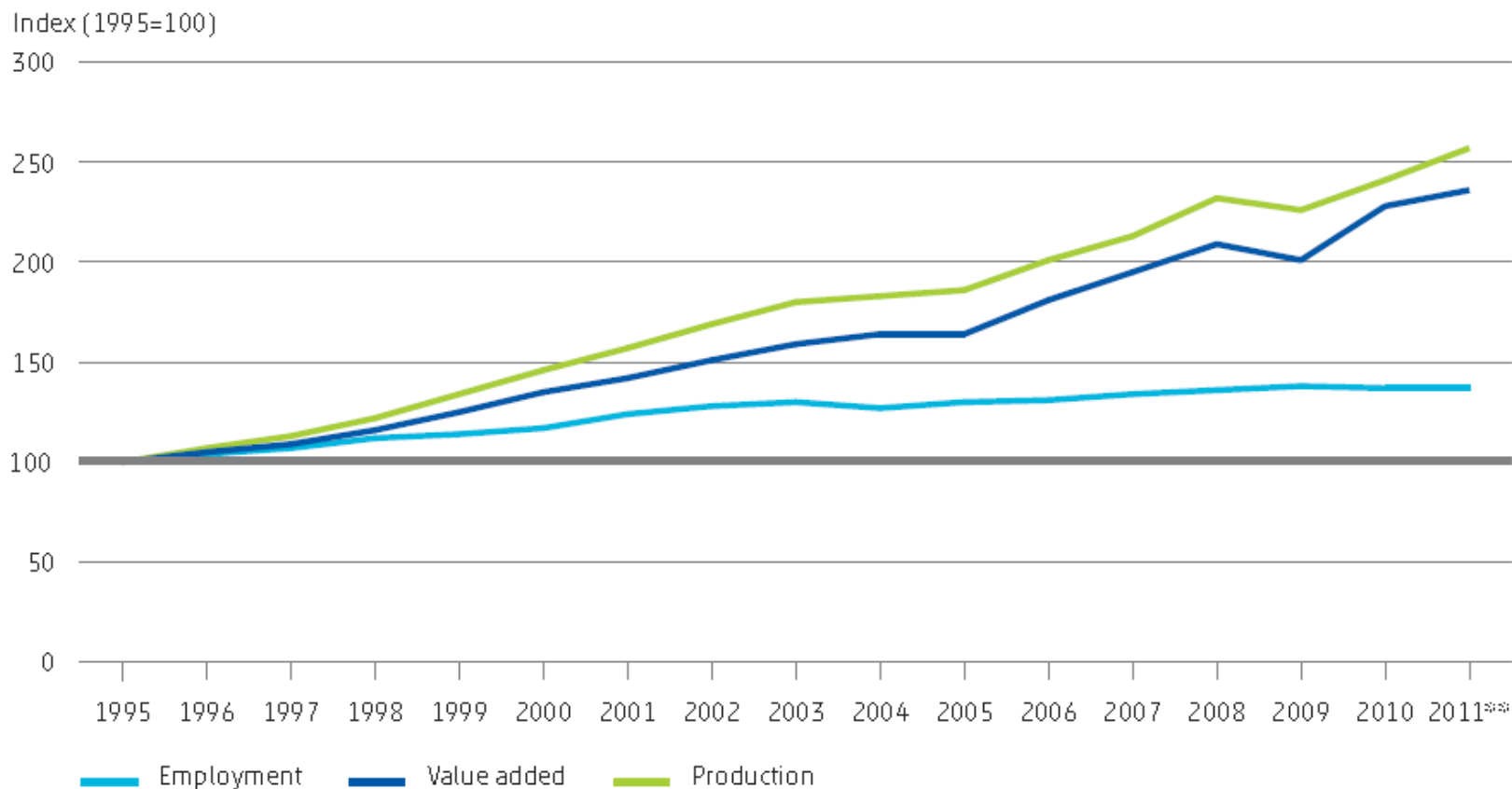


Methodology: activity approach

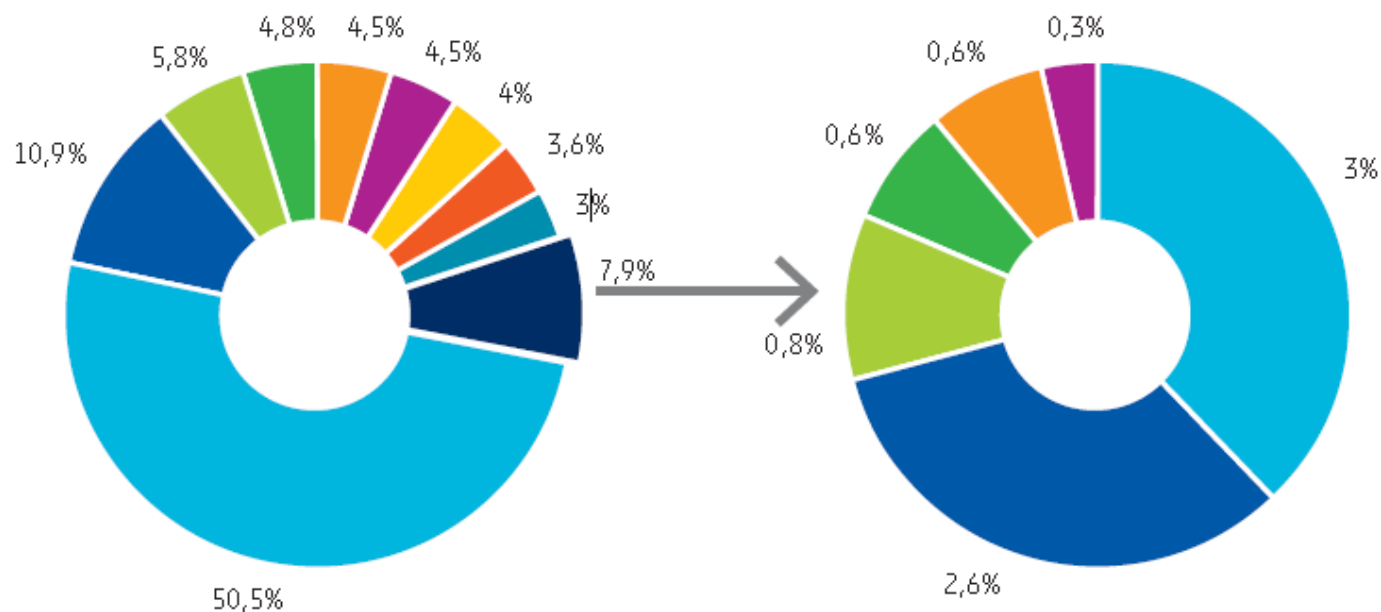
- Many different environmental activities have been identified by Statistics Netherlands as EGSS activities
- For every activity a specific methodology has been developed in order to compile the data

Activity	Main source
Sewage and refuse disposal services	National accounts, supply and use tables
Wholesale in waste and scrap	National accounts, supply and use tables
Environmental related inspection and control	Employment registers
Government governance related to the environment	Environmental Statistics, EPE statistics
Organisations and associations on the environment	Employment registers and business register
Internal environmental activities at companies	Environmental Statistics, EPE statistics
Renewable energy production	Energy Statistics, Renewable energy statistics
Energy saving and sustainable energy systems	Own constructed database and Production Statistics
Insulation activities	National accounts
Organic agriculture	Agriculture statistics, area of organic agriculture
Recycling	National accounts, supply and use tables
Second hand shops	Production Statistics
Water quantity control by waterboards	National accounts, Government accounts
Environmental advice, engineering and other services ¹	Own constructed database and Production Statistics
Industrial environmental equipment ¹	Own constructed database and Production Statistics
Environmental technical construction ¹	Own constructed database and Production Statistics
Environmental related education	Education statistics

Employment, production and value added in the EGSS



Distribution of value added EGSS over different activities, 2011



- Waste(water) management, Wholesale and Recycling
- Energy saving and sustainable energy systems
- Renewable energy production
- Environmental advice, engineering and other services1
- Water quantity control by waterboards
- Environmental technical construction1
- Government governance related to the environment
- Internal environmental activities at companies
- Industrial environmental equipment1
- Overig

- Organic agriculture
- Insulation activities
- Environmental related inspection and control
- Second hand shops
- Organisations and associations on the environment
- Environmental related education

Monitor sustainable energy sector

- The Ministry of Economic Affairs requested more detailed economic information on the sustainable energy sector
- In spring 2011 Statistics Netherlands executed an in depth study on the sustainable energy sector.
- Part of the EGSS
- Results will be updated every year and used for policy making and policy evaluation



Scope

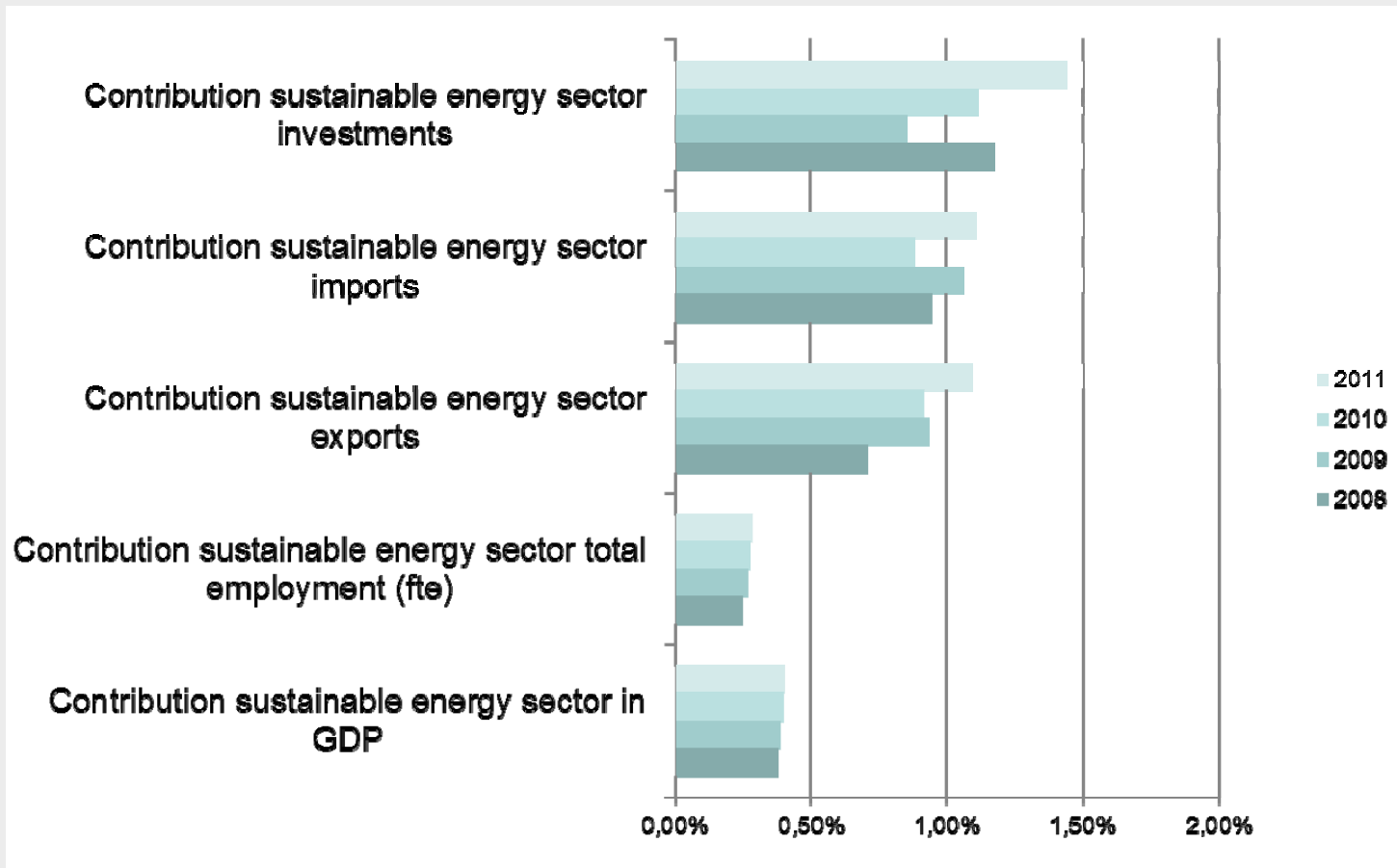
- **The exploitation phase:** The actual production of renewable energy
- **The pre-exploitation phase:** The companies that are active in the value chain that precedes the production of renewable energy

E.g.:

- Production of solar panels
- R&D aimed on sustainable energy technologies
- Transport of wind turbines
- Trade in solid biomass
- Includes energy saving



Sustainable energy sector as part of the economy



Some key issues.....

- International comparison data
 - Scope
 - Methodology
 - Data sources
 - The more effort, the larger the EGSS ?
- Cleaner goods / resource efficient goods
- Integration in EPEA / ReMEA
- Dissemination of the results