

6TH W O R L D W A T E R F O R U M

Improving Data Production for a Green Economy

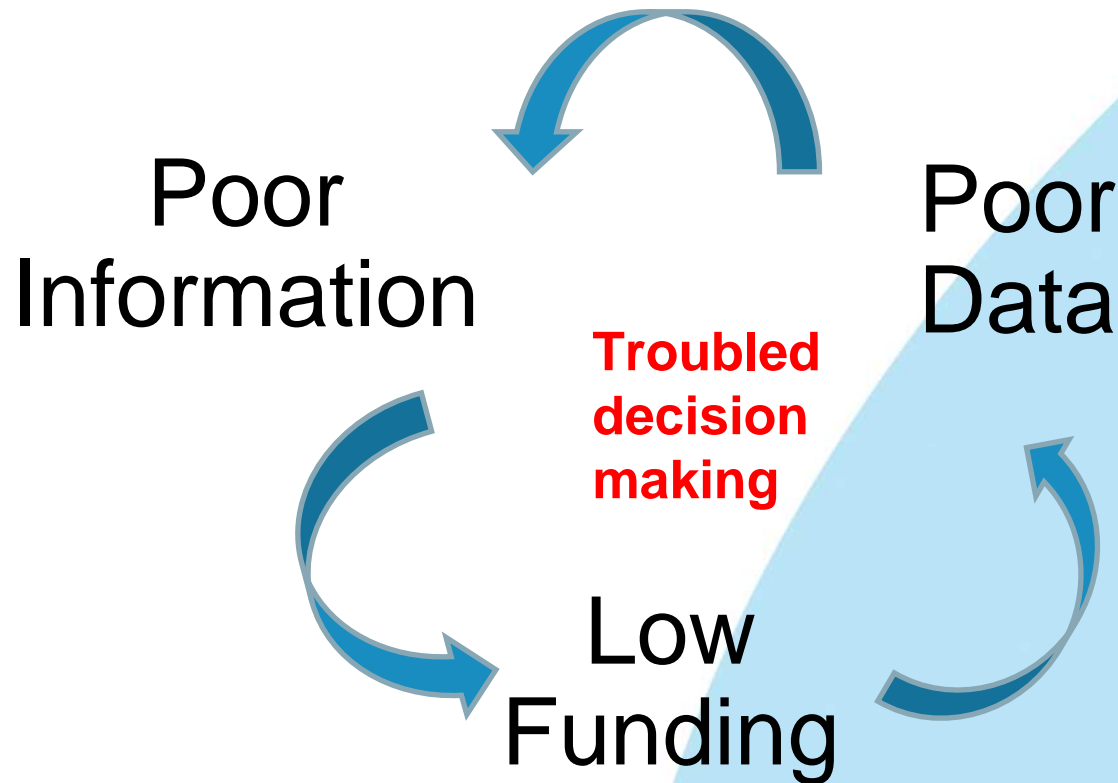


MARSEILLE, FRANCE '12

TIME FOR SOLUTIONS

UN Statistics Division
13 March, 2012 session 2.4.5

Water data is in a vicious cycle: poor data production generates poor information. In turn poor information has negative consequences in funding data production projects, having as consequence even poorer data.



This vicious cycle needs to be transformed into a virtuous cycle in which data is transformed into valuable information generating an incentive for producing better data, which in turns results in more and better data. How do we achieve this?

Some time ago the data for the design and evaluation of economic policies was also very poor. The situation changed when countries agreed to create an international system of information.



- **In 1947 the United Nations Statistical Commission was created, promoting new institutional arrangements.**
- **In 1953 the Member States decided to adopt the System of National Accounts. This system provided the framework to connect data with policy needs.**

Today there is a global information system that is in a virtuous cycle, in which policy demands drive the production of data. The data is comprehensive, consistent, and comparable throughout the world.

Harmonized classifications of industries and products are used in countries to compile national accounts:

- **The International Standard Industrial Classification of All Economic Activities (ISIC), in use since 1948**
- **The Central Product Classification (CPC), in use since 1990.**

Other standards and recommendations have been developed for specific needs, such as:

- **Harmonized classification system for trade**
- **Classifications of the Function of Government**
- **Classification of Individual Consumption According to Purpose**
- **The International Recommendations for Industrial Statistics**

All these sets of elements are the basis of each country National Statistical System that generate comprehensive, consistent, and comparable information.

Twenty years ago, in Rio, Member States agreed that a monitoring system should be created to support integrated policies related to the environment. Continuous efforts have been since then.




In 1993 a handbook on Environmental Economic Accounts was adopted by the Member States. It was reviewed in 2003, and adopted in 2012 as an international standard.

In 2007 the System of Environmental-Economic Accounting for Water (SEEA-Water) was adopted.


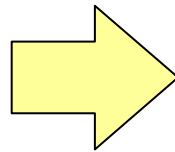
In 2010 the International Recommendations for Water Statistics were adopted to assist countries in the implementation of SEEA-Water.

SEEA-Water is the first in a set of subsystems for environmental accounting. Other subsystems, such as energy, are being developed.

The System of Environmental-Economic Accounting (SEEA) provides the framework for transforming sectoral data into comprehensive, consistent, and comparable data.



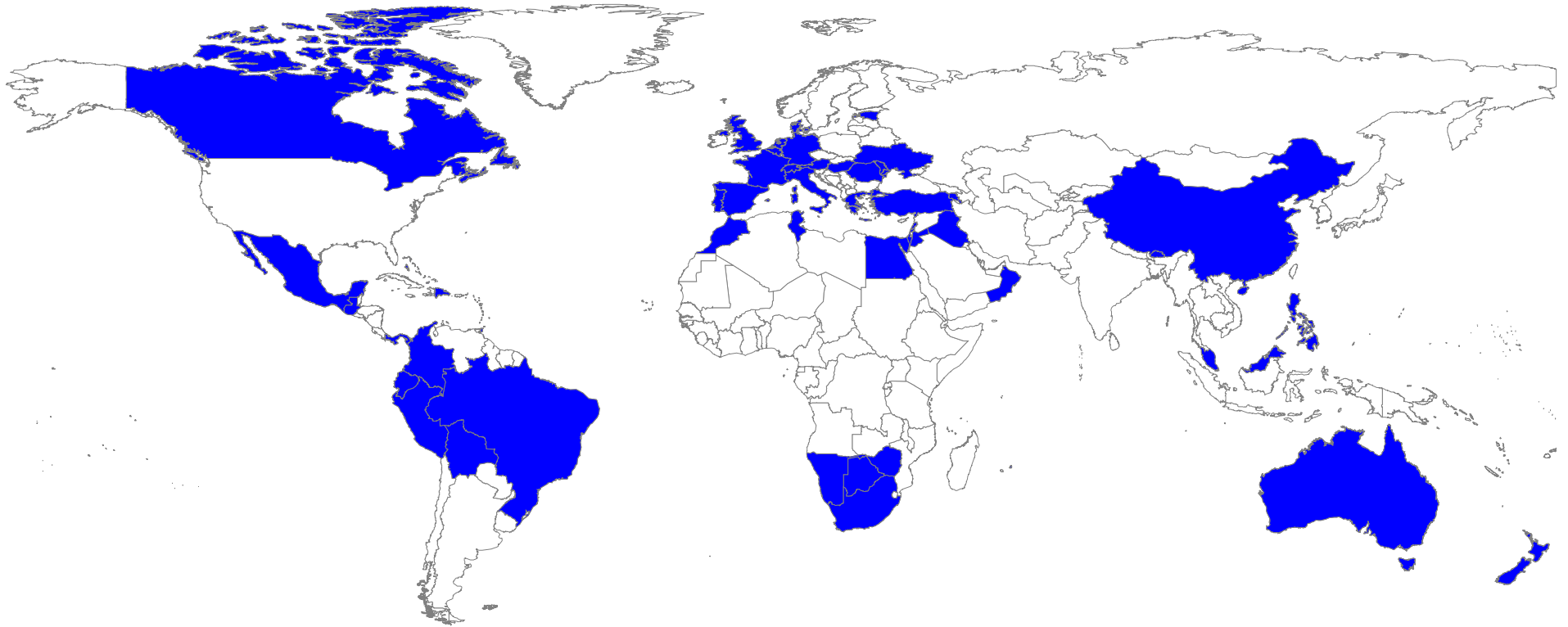
Sectoral Data



Integrated information

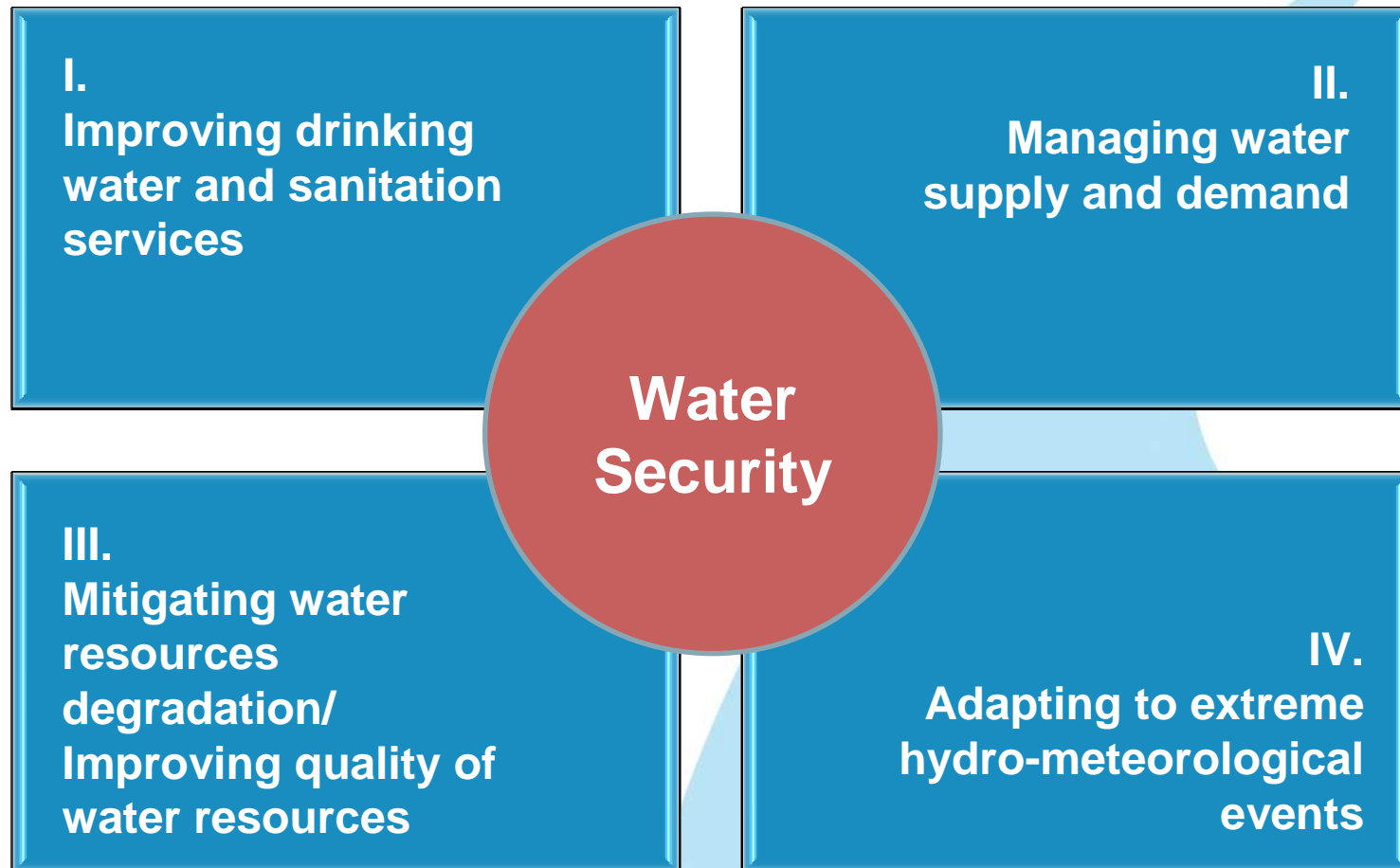
Comprehensive , consistent, and comparable indicators can be developed using SEEA.

More than fifty countries around the world are doing or planning to do water accounts.



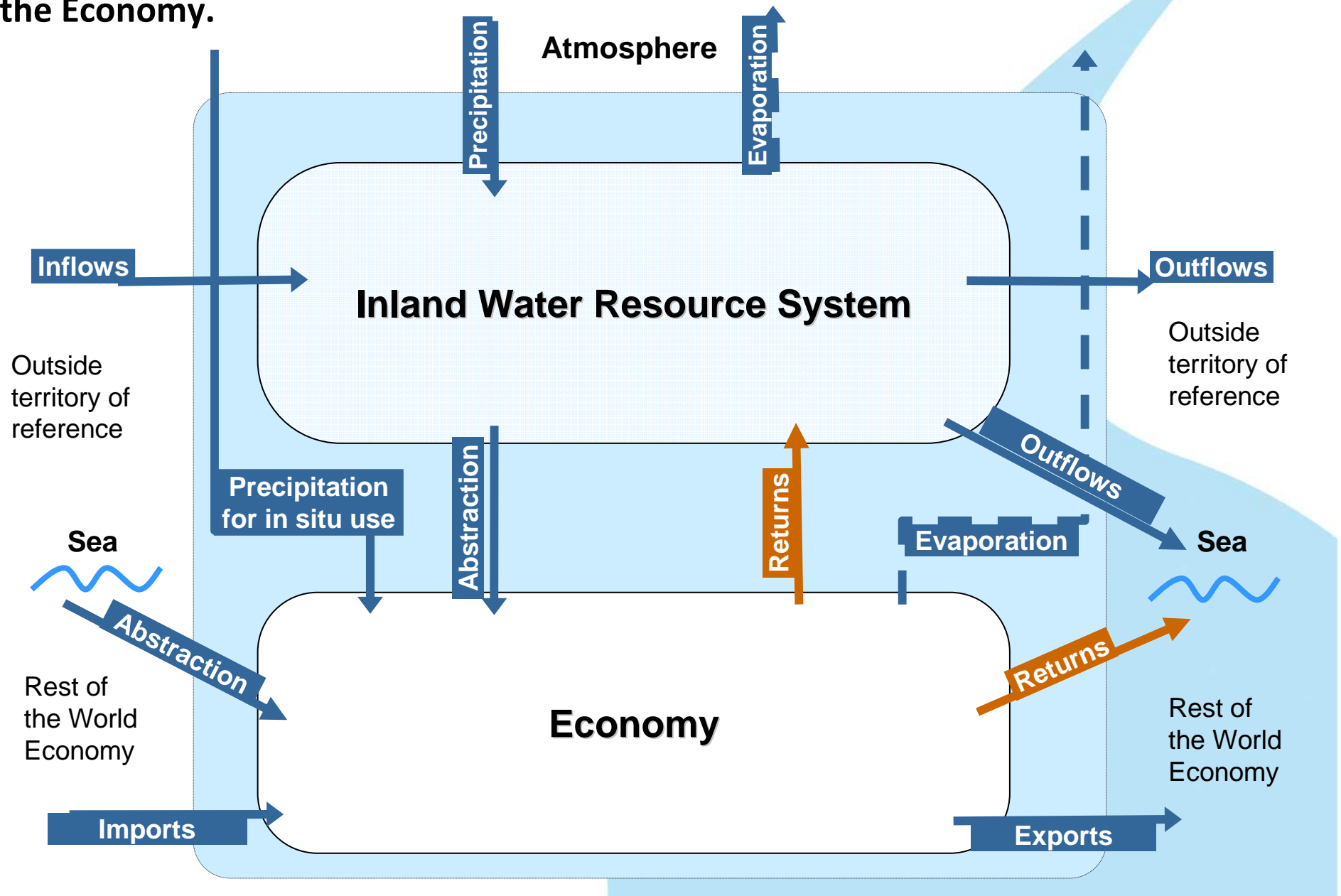
Countries, such as Australia and the Netherlands have institutionalized water accounts. Others, such as, China, Colombia, Jordan, Mexico, and South Africa are doing significant progress.

The following four quadrant structure provides a comprehensive framework for grouping broad water policy objectives.



SEEA-Water and IRWS provide the concepts and methods for measuring progress towards the attainment of the objectives in each of the four quadrants, as well as higher level indicators linking water security with human well being.

SEEA-Water provides a systems approach to consistently measure all the components of the water cycle, both in the Inland Water Resources System and in the Economy.



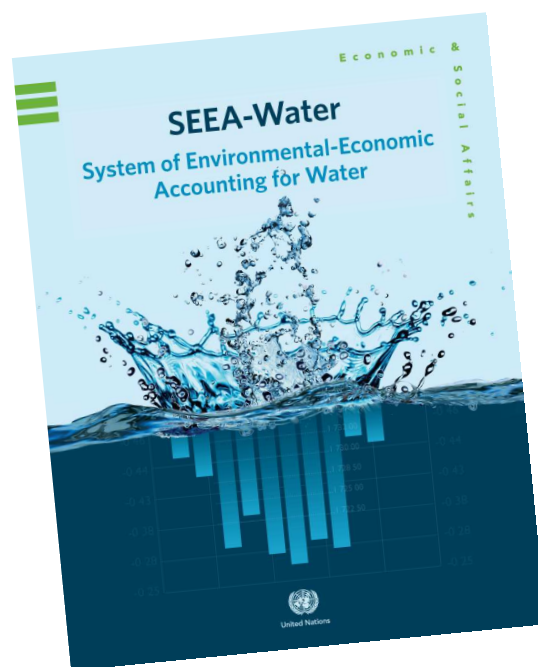


The monitoring systems for water have to be part of the whole system of information. They need to be integrated to each National Statistical System (NSS), which in turn is part of the Global Statistical System.



By integrating water to the broader monitoring system for development, water policy monitoring becomes comprehensive, consistent, and comparable.

For the information system to work, it has to be based on internationally agreed methodologies, so that data is comparable, internationally and across disciplines.



The SEEA-Water, the International Recommendations for Water Statistics, and the System of National Accounts, among other internationally agreed methodologies, provide the basis for a global information system to support policy decisions.

In summary, the “water community” and the “statistical community” can work together in:

- **Making sure that all the information collected by the different agencies nationally and internationally respond to water policy needs.**
- **The information is collected and compiled using internationally agreed methodologies, such as the SEEA-Water, the IRWS, the SNA, ISIC, etc.**
- **The international information system is viable by relying in autonomous nationally owned systems.**
- **The information about water should be linked to information about the economy, energy, and other natural resources.**
- **For Rio + 20 it is important to have an integrated monitoring system for sustainable development.**

A green economy requires a comprehensive monitoring framework that allows for understanding the behavior of all the development instruments interconnected with water use and development.

Thank you! / Merci!
Ivo Havinga
havinga@un.org

Ricardo Martinez-Lagunes
martinezr@un.org



MARSEILLE - FRANCE

TIME FOR *SOLUTIONS*

worldwaterforum6.org
solutionsforwater.org